

WORKSHEET 1 E.T. TURNS 20

E.T. is a story of a lost little visitor from another planet who makes friends with a young boy called Elliot. Together they find a way to return the young alien home.

The film ET. **The Extra Terrestrial** was first released in 1982, over twenty years ago. The 2002 version of the film includes new scenes no-one has ever seen before. When it was first released **E.T** was a **big** hit at the box office.

Activity 1

Ask your teachers how old they were when E.T. was first released. (Once you know this, you can work out how old they are now!) Work out a list of questions to ask them; what they remember about their lives from when the film was released in 1982. You could ask them:

- whether they saw the film at the cinema
- what cinemas were like then
- about the clothes they wore and the things they liked doing in 1982
- whether they remember the music from the film
- whether they cried when they saw it!

Once you have collected enough information about what life was like when E.T was first released, write a report for the rest of the children in your school telling them all about E.T. and 1982. Ask the same questions to the adults who look after you at home.

Activity 2

Many things have been invented over the last 20 years that E.T. would be interested to find out about. Create a fact file for E.T. on the following things:

- mobile phones
- e-mails
- DVD/CD-Roms
- movies created using computer animation (CGI)

Activity 3

The new version of E.T. has scenes that were not in the original film and the music has been 'digitally enhanced'.

Find out about this from the film's website (www.et20.com) and then write a letter to E.T. explaining why this makes it a better film.

Phone Home Film Fact

The flying theme (written by John Williams) reached number 1 in the UK charts when E.T. was first released.

Curriculum focus: Literacy (Text level, non-fiction writing composition), History (Historical enquiry), Numeracy (Handling data)

WORKSHEET 2 THE GALAXY

Unlike E.T. humans are not able to travel to and live on other planets yet. Instead, we send special spacecraft to take photographs of them.

Activity

Take imaginary 'photographs' of each planet of the galaxy by drawing them. Use the internet or books about the Solar System to help you. Write some information about each planet as if you were creating a brochure for the Solar System for visiting aliens like E.T.

Use these websites to help you:

www.solarviews.com/eng/homepage.htm

www.fourmilab.ch/solar/solar.html <http://amazing-space.stsci.edu/trading/directions.html>

www.nationalgeographic.com/solarsystem/splash.html

www.the-solar-system.net/

Phone Home Film Fact

The film was inspired by a meteor shower that film maker Steven Spielberg watched with his father as a child.

Curriculum focus: Science (SC4), Literacy (Text level, non-fiction writing composition), ICT (Finding things out)

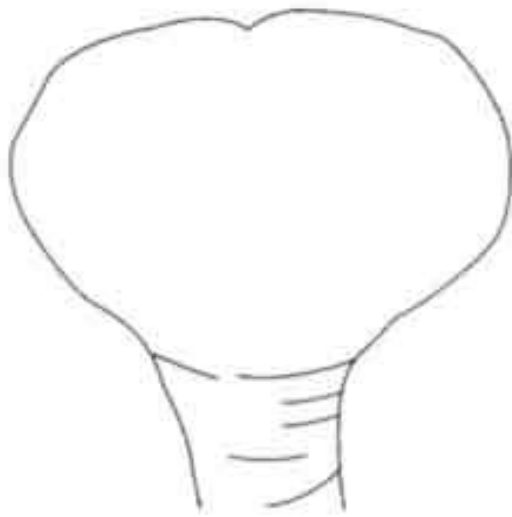
WORKSHEET 3 E.T. PHONE HOME

E.T and his human friend, Elliot, do not speak the same language. They learn to communicate with each other by watching each other's faces

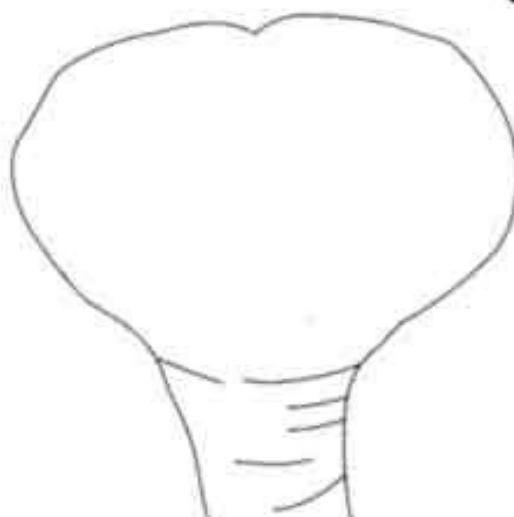
You can E.T. how someone is feeling by looking at the expression shown on their face. When the film E.T. was made, E.T.'s eyes, nose and mouth had to be specially made to make him show different expressions and emotions.

Activity 1

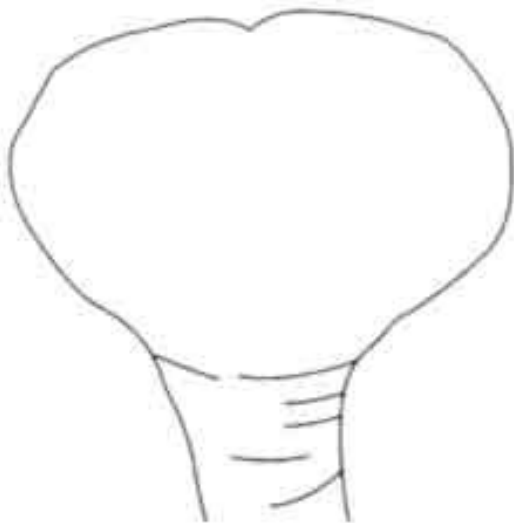
Using the outline drawings of E.T.'s face below, draw on his facial features to show the following emotions (it might help to look at your own face in a mirror).



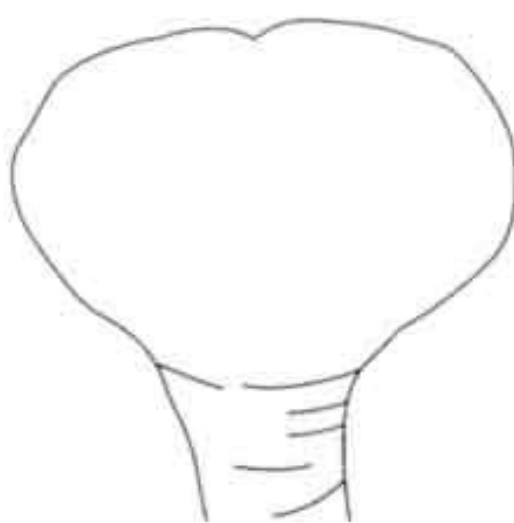
happy



sad



frightened



angry

Activity 2

E.T. is taught some words by Elliot to help him communicate. Some of the words he learns are:

ouch
phone home
be good

If you were going to teach E.T important words about life in 2004, what would they be? You can teach him up to ten words, no more. Write your list of words down and draw pictures to show what they mean.

Phone Home Film Fact

The film was originally going to be called 'This Boy's Life'.

Curriculum focus: Art & Design (Exploring and developing ideas), Literacy (Word level, vocabulary extension)

WORKSHEET 4 CHILD'S EYE VIEW

Steven Spielberg, the director of E.T., shot most of the film from a child's point of view. This means that the camera is usually at Elliot's eye level. Another word for this is perspective.

Activity

Experiment with perspective by telling the same story from different points of view.

Turn the following scene from ET into three different storyboards, each one showing what each character in the scene would see. A storyboard is a tool that film makers use; it is like a cartoon strip but without the speech bubbles. A storyboard tells the story using pictures.

E.T. Scene

Elliot and his brother are dressed up in fancy dress for Halloween. They have dressed E.T. up as a ghost so they can get him past their mother without her realising. Just as they are about to leave the house, their mother stops them because she wants to take a photograph of them. They pose for her E.T. still hiding under his ghost sheet. When the camera flashes, E.T. is so shocked he falls over. Elliot and his brother help him up and hurry him out of the house.

Storyboard the scene from:

- 1 ET.'s point of view
- 2 Elliot's point of view
- 3 Elliot's mother's point of view

Which one works the best? Why?

For more information on how to storyboard, you can download a Scripting and Storyboarding resource at www.filmeducation.org/toolkit.html

Phone Home Film Fact

E.T. comes to planet Earth to collect plant samples.

Curriculum focus: Art & Design (Exploring and developing ideas), Literacy (Text level, Writing composition), ICT (Finding things out)

© Universal Studios Publishing Rights, a division of Universal Studios Licensing, Inc. ET The Extra-Terrestrial is a trademark and copyright of Universal Studios. All Rights Reserved.